


PRECISION IN EVERY PULSE

Leaders, innovators, and partners committed to making a profound impact in **Electrophysiology**



Atrial Fibrillation: A Global Health Challenge

Atrial fibrillation (AFib) is a global epidemic, affecting an estimated **33 million patients**.

This number is expected to double within 15 years.¹

Despite effective treatments like cardiac ablation, **less than 5%** of AFib patients receive it.

At Freudenberg Medical, we are committed to helping you close this treatment gap and pave the way for advancements in electrophysiology that transform the lives of patients with cardiac conditions.

Together, with our customers, we aim to double the number of AFib patients treated with interventional therapy by 2030.



By **2050**, it's estimated that over **70 million** globally will have AFib due to population aging and increased detection.²



The **lifetime risk** of developing AFib after the age of 40 is about **1 in 4** for both men and women.³



AFib is associated with a **5x increased risk** of stroke. An estimated **15-20%** of all strokes occur in people with AFib.⁴



In the US alone, AFib poses significant economic challenges, with estimated healthcare costs exceeding **\$26 billion** annually.⁵

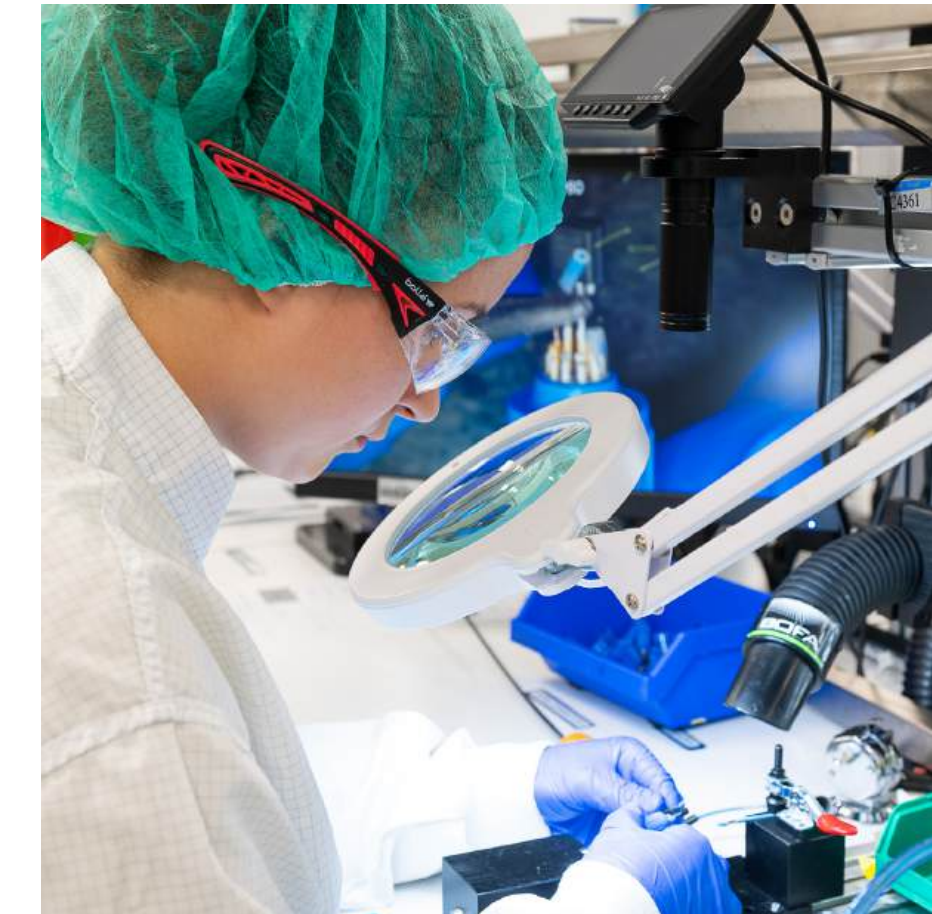

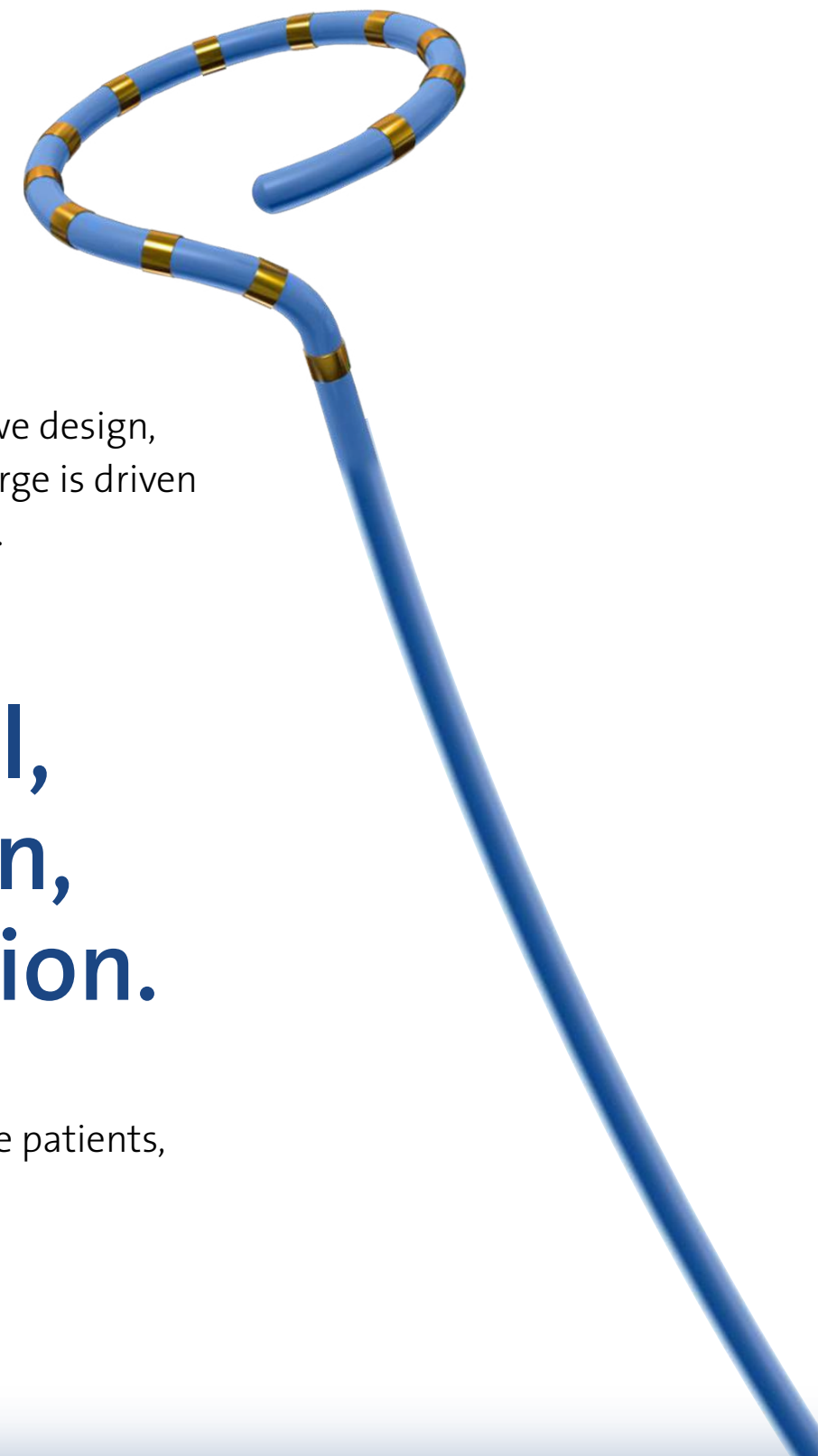


A Unified Purpose

As your design and manufacturing partner, every catheter we design, every innovation we introduce, and every partnership we forge is driven by a commitment to advancing electrophysiology solutions. In this journey, precision defines our every step...

Precision in **every detail**,
Precision in **every action**,
Precision in **every solution**.

It is at the heart of everything we do towards ensuring more patients, around the world, get the life-saving treatment they need.



**EP Leader,
Innovator
& Partner**



15+ years of partnerships with leading electrophysiology OEM companies



60% global market share among our EP customers



1 in every 4 ablation procedure involves a Freudenthal Medical solution





Every 2 minutes, an EP patient is treated with a device we manufacture

Advanced Electrophysiology Catheter Solutions

At Freudenberg Medical, we specialize in the complete design and manufacturing of cutting-edge electrophysiology catheters.

From steerable and flexible tips to integrated ablation solutions and advanced shaft technologies, we ensure every detail is precision-engineered from concept to commercialization.

Supporting critical EP procedures through advanced product solutions for **Access, Diagnostic, Visualization, Ablation,** and **Closure** devices.



Delivery & Treatment

- ✓ Introducers & Dilators
- ✓ Hemostasis Valves
- ✓ Transseptal Needles & Access Systems
- ✓ Steerable/Guide Sheaths
- ✓ Vascular Closure Systems

Access & Closure

- ✓ Visualization Sheaths
- ✓ ICE Catheters – 3D & 4D
- ✓ Mapping Catheters, Loop, Deflectable, Force Sensing
- ✓ Ablation Catheters – RF, Cryo, PFA



Access



Diagnostic



Visualization



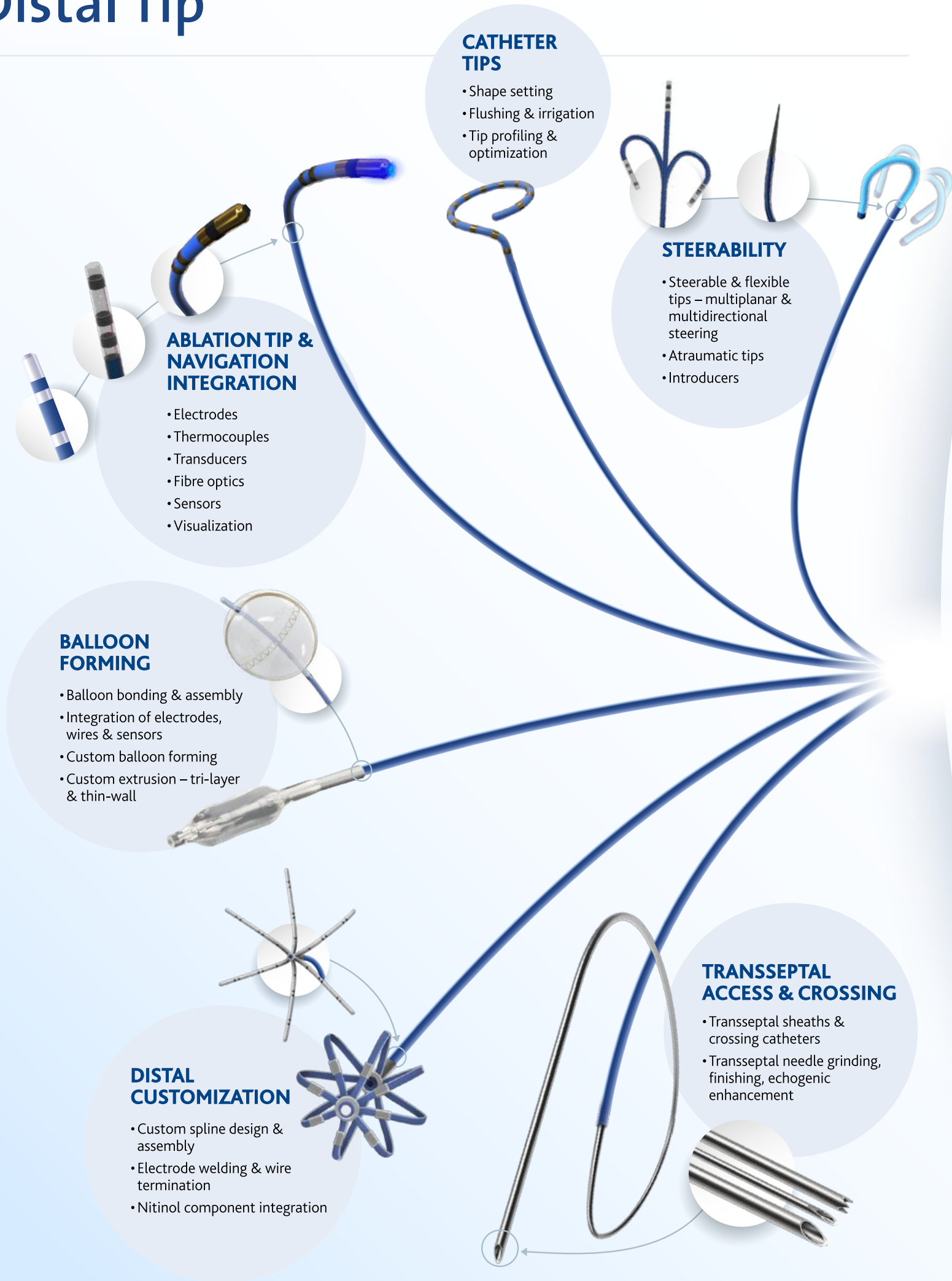
Ablation



Closure

Electrophysiology Catheter Design & Manufacturing

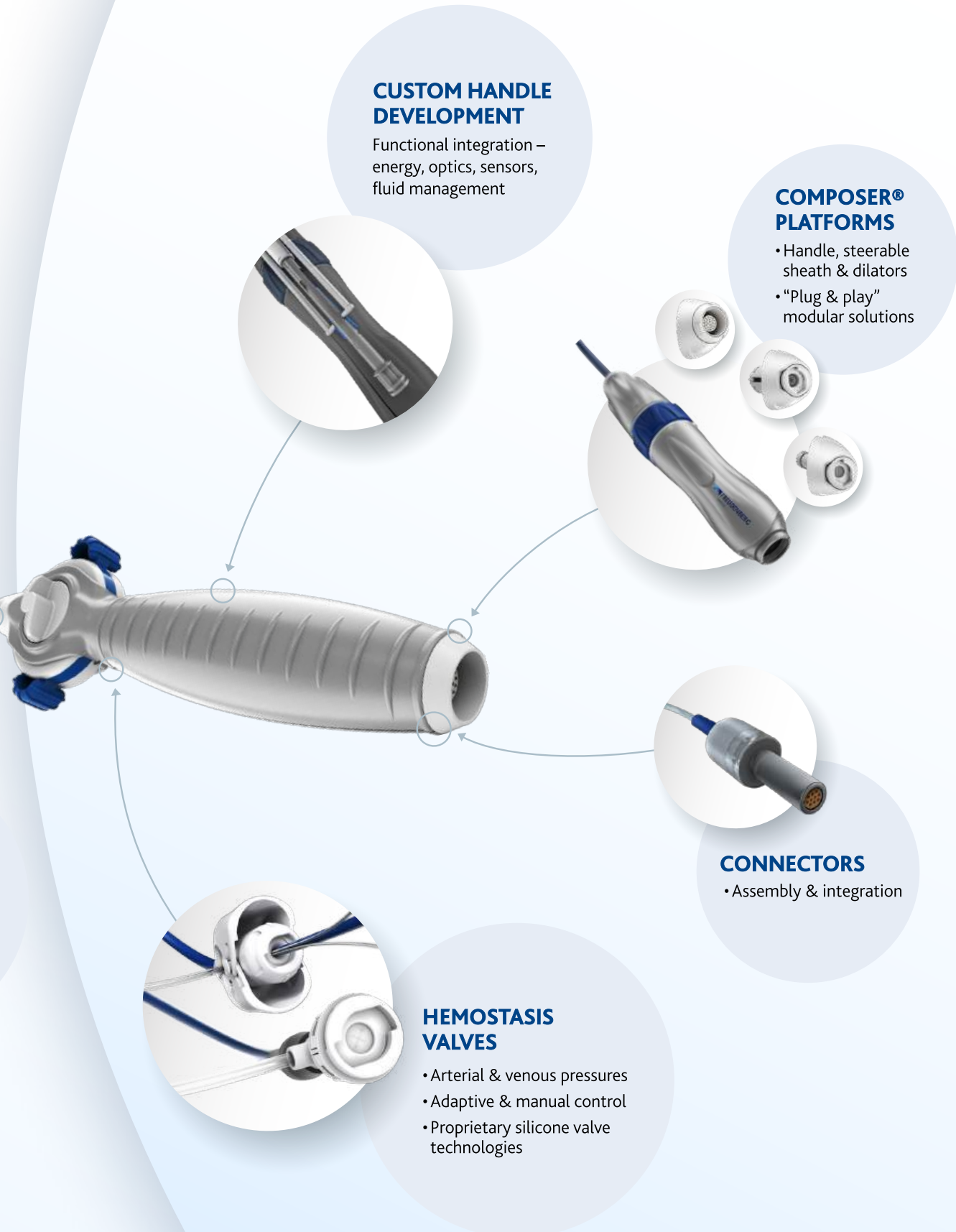
Distal Tip



Catheter Shaft



Handle



We are where you need us



Global Capacity and Cutting-Edge Capability for EP

With a global footprint, our vertically integrated state-of-the-art facilities, backed by smart technologies and digital integration, enable rapid scaling, and world-class efficiency.

- ✓ 5 production sites with a combined 420,000 sq ft. supporting your EP products
- ✓ Vertical integration provides greater efficiencies, consistency of quality and more control
- ✓ IIoT (Industrial Internet of Things) technologies like Manufacturing 4.0 digitalization and VR enable connected, intelligent smart manufacturing plants


Ireland, Carrick-on-Shannon

- R&D to high volume manufacturing
- Complex EP catheter solutions
- Extrusion, braid, assembly


Ireland, Galway

- R&D to high volume manufacturing
- Metal shafts, pull-wires, steerables


Jeffersonville, IN

- R&D to high volume manufacturing
- Complex EP catheter solutions
- Center of Competence, complex handle design


Minnetonka, MN

- R&D to high volume manufacturing
- Complex EP catheter solutions
- Balloons


Costa Rica

- High volume assembly
- Access, mapping catheters

Freudenberg Medical operates 11 sites globally.
In-house, high volume thermoplastic & silicone molding, extrusion & drug device coatings - US, Germany, Costa Rica & Asia.

Your Electrophysiology Device In Safe Hands



To explore how we can support your next electrophysiology project, reach out to our EP team today. Together, we can help more patients access the life-saving treatments they need.



Daniel Siniscalchi

VP Business Development -
North America



Miroslav Secerov

VP Business Development -
EME & Asia



Website: ep.freudenbergmedical.com

References:

1. McCarthy PM, Cox JL, Kislitsina ON, Kruse J, Churyla A, Malaisrie SC, Mehta CK. *Surgery and Catheter Ablation for Atrial Fibrillation: History, Current Practice, and Future Directions*. Journal of Clinical Medicine. 2022; 11(1):210. <https://doi.org/10.3390/jcm11010210>
2. Jiao M, Liu C, Liu Y, Wang Y, Gao Q and Ma A (2023) *Estimates of the global, regional, and national burden of atrial fibrillation in older adults from 1990 to 2019: insights from the Global Burden of Disease study 2019*. Front. Public Health 11:1137230. <https://www.frontiersin.org/journals/public-health/articles/10.3389/fpubh.2023.1137230/full>
3. Staerk, Wang, Preis et al. *Lifetime risk of atrial fibrillation according to optimal, borderline, or elevated levels of risk factors: cohort study based on longitudinal data from the Framingham Heart Study*. 2018;361:k1453 <https://www.bmj.com/content/361/bmj.k1453>
4. Mou, Norby, Chen et al. *Lifetime Risk of Atrial Fibrillation by Race and Socioeconomic Status ARIC Study (Atherosclerosis Risk in Communities)*. Circ Arrhythm Electrophysiol. 2018;11:e006350. DOI: 10.1161/CIRCEP.118.006350 <https://www.ahajournals.org/doi/pdf/10.1161/CIRCEP.118.006350>
5. Jianhua Wu. *The growing burden of atrial fibrillation and its consequences*. BMJ 2024. 2024;385:q826 <https://www.bmj.com/content/385/bmj.q826.full>